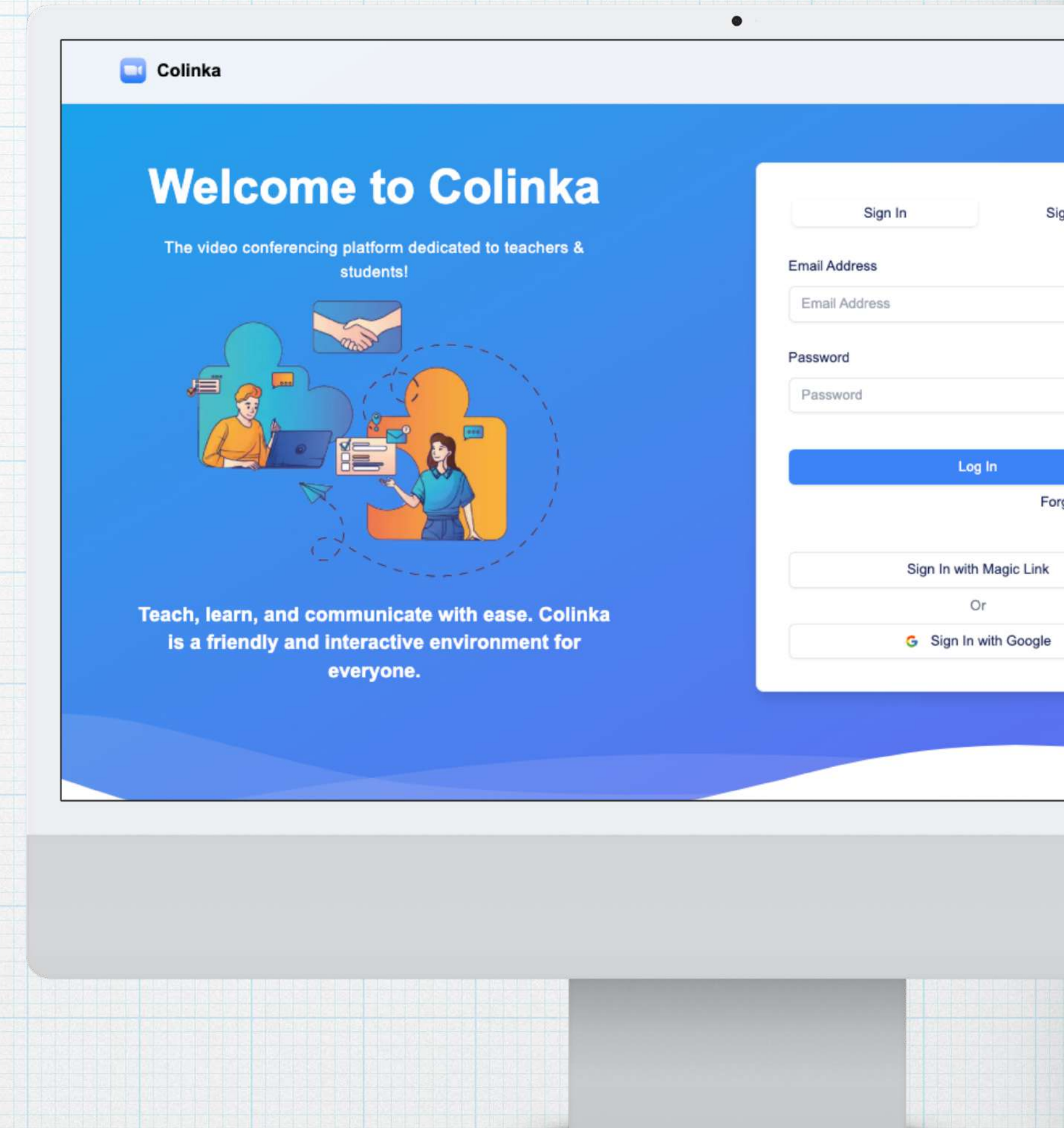




Colinka

Visio Platform - User Guide (Student)





The account: Student

1.

My account

1.1 Création & Activation

P.3

1.2 Login (3 options)

P.4

A. Email + Password

B. Google

C. Magic link

1.3 Forgot password

P.8

2.

My environnement

2.1 Profile

P.10

2.2 Dashboard

P.11

3.

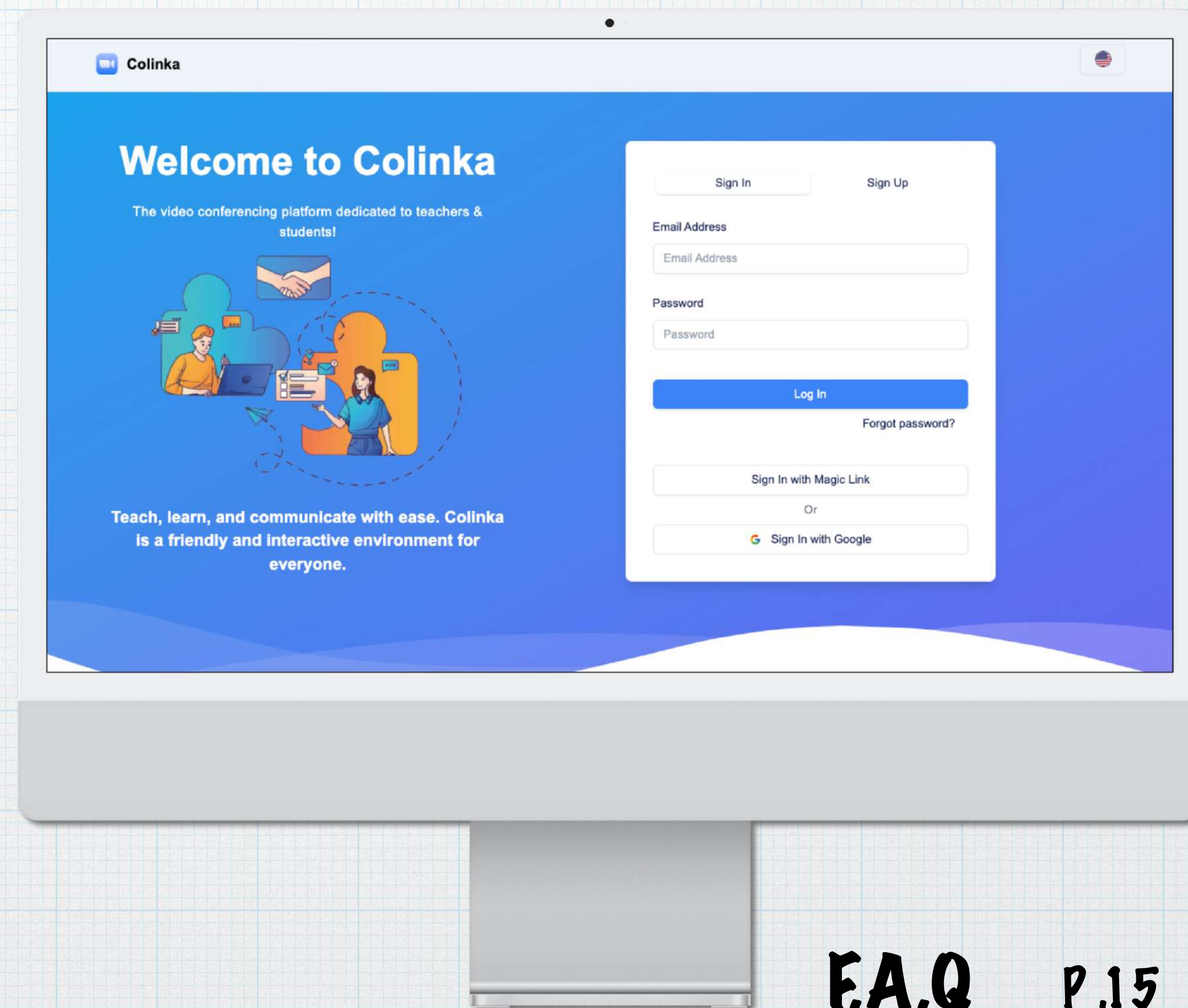
My courses

3.1 New Course

P.13

3.2 Classroom

P.14



F.A.Q P.15



1.1 - Account Creation

Colinka

Welcome to Colinka

The video conferencing platform dedicated to teachers & students!

Teach, learn, and communicate with ease. Colinka is a friendly and interactive environment for everyone.

Sign In Sign Up

Email Address
Email Address

Password
Password

Log In

Forgot password?

Sign In with Magic Link

Or

Sign In with Google

Sign In

Language Spoken:

☒ ☐ ☐ ☐ ☐

Email Address
Email Address

Password
Password

Confirm Password
Confirm Password

☐ Accept terms and conditions

Sign Up

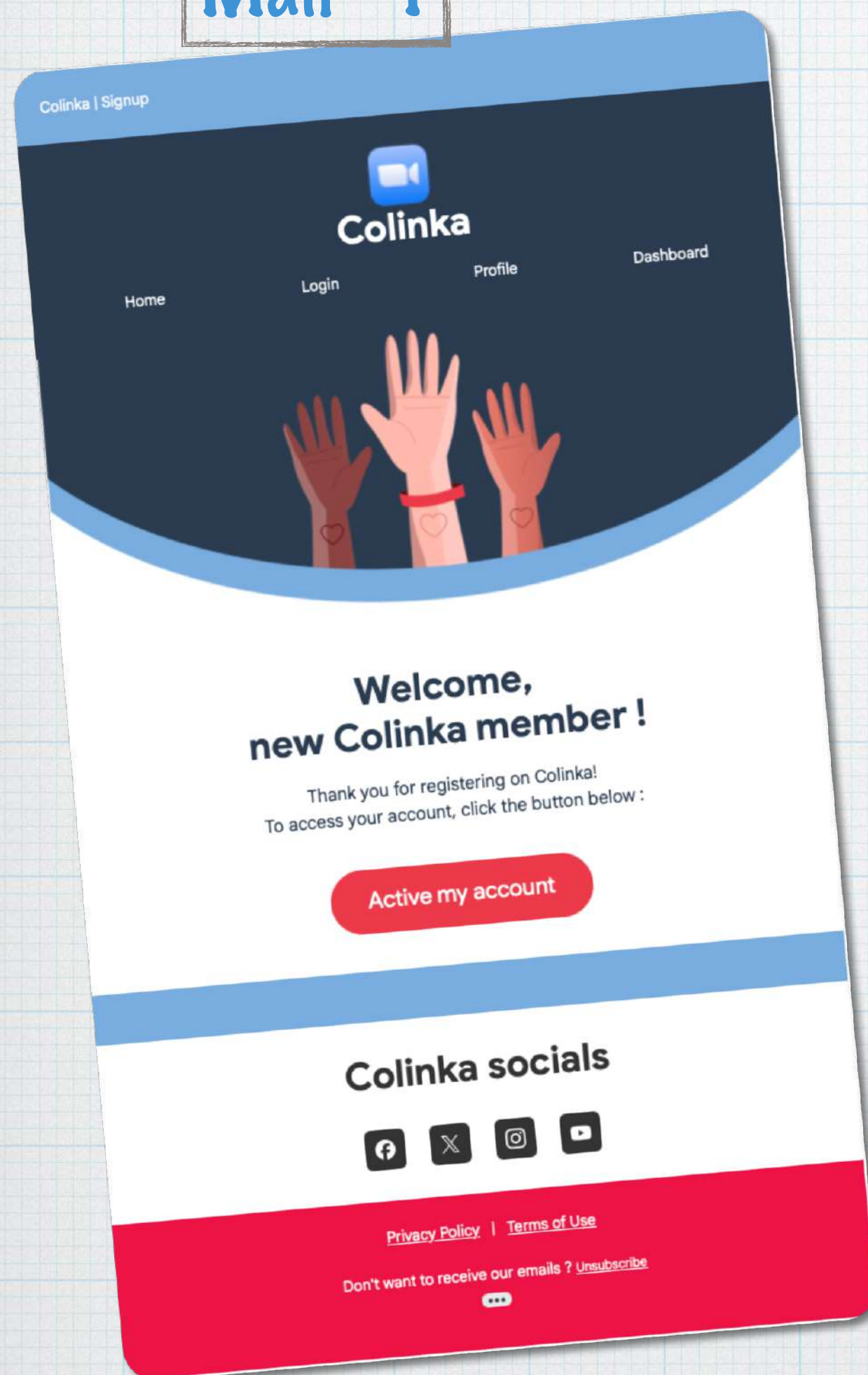
Click on "Sign Up", choose your language, and create your account with your email and password.

Read the Terms and Conditions (TaC), it's important.

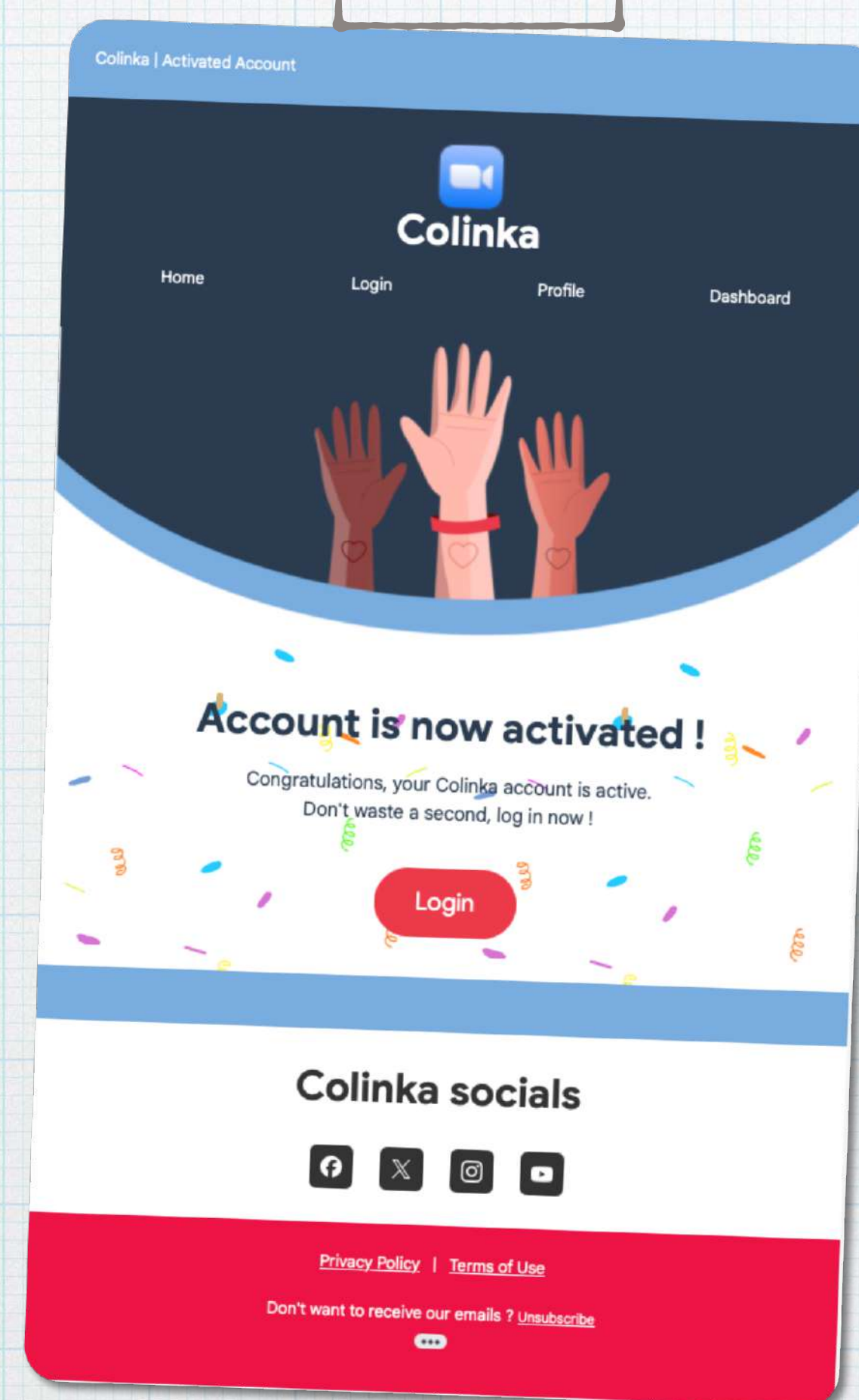


1.2 - Account Validation

Mail - 1



Mail - 2



Check your emails, you should have received an account activation request.

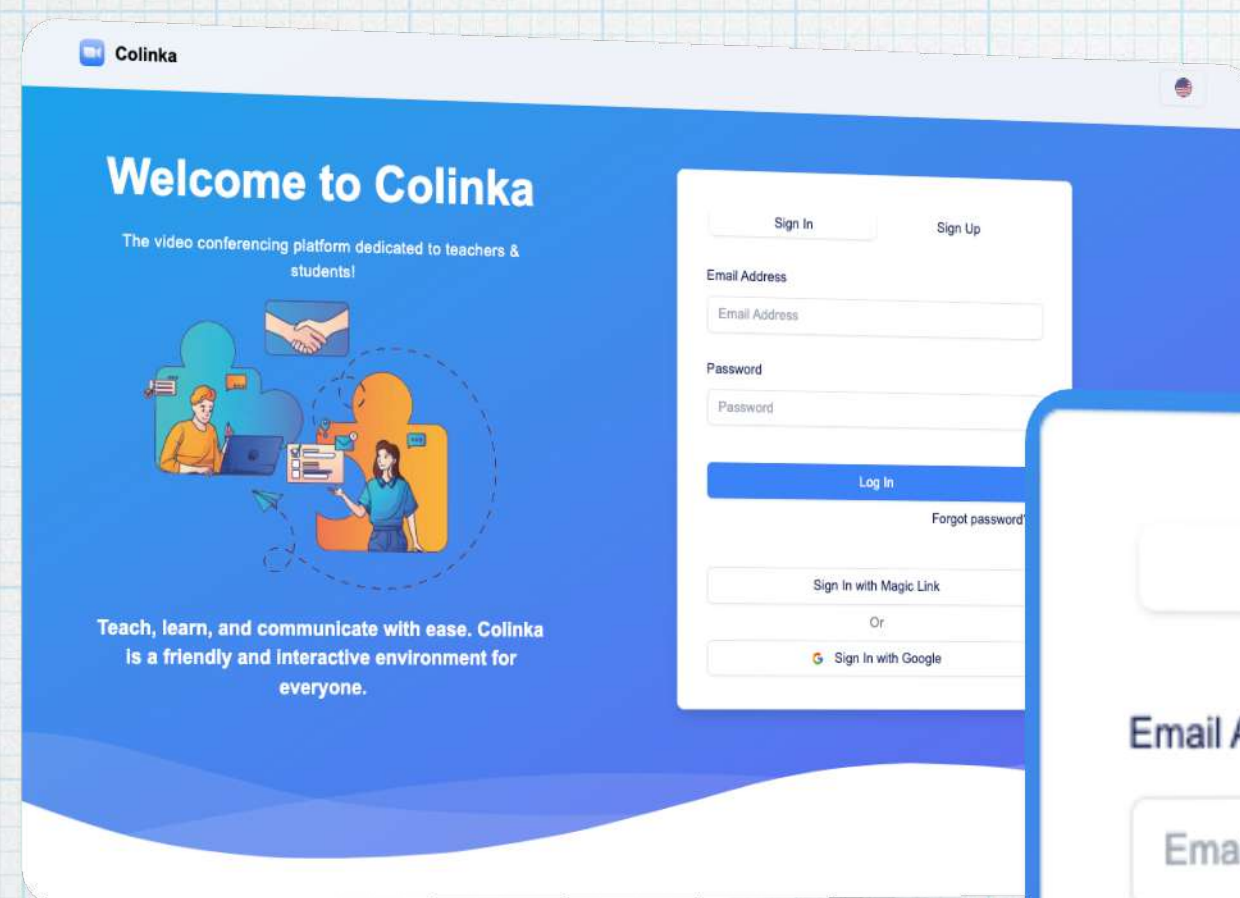
Didn't see it? Check your spam folder!

Found it? Click the « Activate my account » button!

After that, you'll receive a confirmation email that your account is activated.



1.2 - Login



Sign In

Sign Up

Email Address

Email Address

Password


Password

Log In

Forgot password?

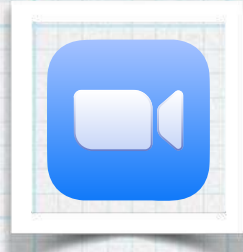
Sign In with Magic Link

Or

 Sign In with Google

Account created and activated?
Log in with your credentials.

Want to skip the account creation step?



1.2 - Login (With google)

Sign In Sign Up

Email Address

Email Address

Password

Password

Log In

Forgot password

Sign In with Magic Link

Or

Sign In with Google

Sign in with Google

Sign in to continue to cokari.com

Email or phone

Forgot email?

Create account Next

English (United States)

Help Privacy Terms

Enter your Google account
and click "Next".

It's simple and convenient, just like
the magic mail.

More details on the next page...



1.2 - Login (with the magic link)

Sign In Sign Up

Email Address

Email Address

Send Magic Link

☐ Accept terms and conditions

Sign In with Credentials

Or

Sign In with Google

Colinka | Magic Link

Colinka

Accueil Connexion Profil Tableau de board

Colinka - Magic mail

Bienvenue, voici le lien pour accéder à Colinka.
Welcome, here is the link to access Colinka.
Добро пожаловать, вот ссылка для доступа к Colinka.
Ласкаво просимо, ось посилання для доступу до Colinka.

Magic Link

Colinka socials

[Privacy Policy](#) | [Terms of Use](#)

Vous souhaitez ne plus recevoir nos courriels ? [Désinscription](#)
66, Avenue des Champs-Élysées, 75009 Paris

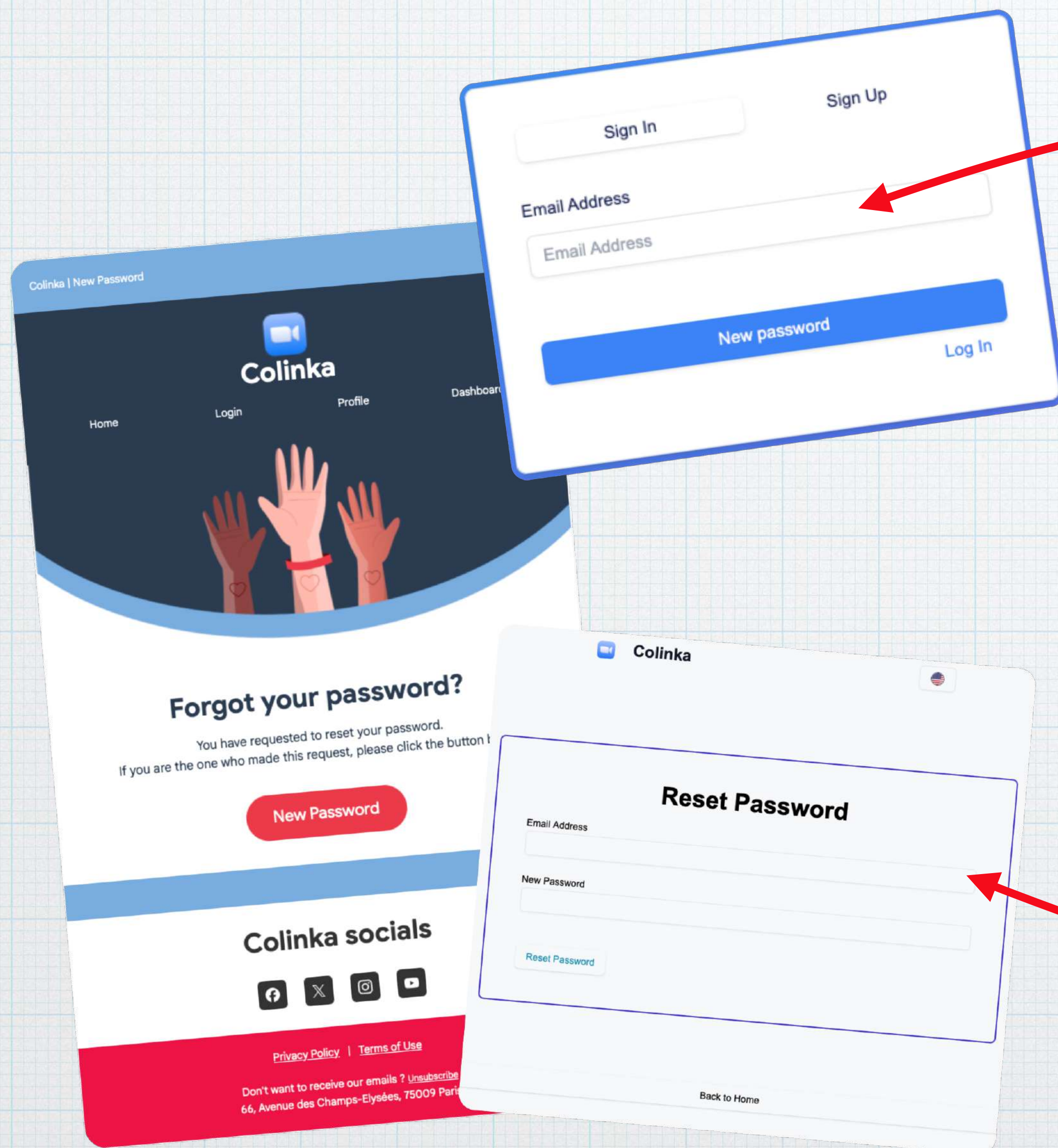
The magic link is easy!
No prior registration, just enter your email
and receive a link...

Read the Terms and Conditions
(TaC), it's important.

Click and you're connected!



1.3 - Forgot password



Enter your email, then click "New Password".
Check your emails, and (normally) you'll get access
to the reset page.

It happens to the best of us !



2. - My environnement

A dashboard, a profile, and that's (almost) it!

Colinka's environment is simple and focuses on the essentials!

The top mockup displays a 'User Profile' form with the following fields:

- First & Last Name *
- Email *
- Phone *
- City *
- Country *
- Bio
- Profile Image URL (with a 'Create an avatar' link)
- Change Password button

The bottom mockup displays a dashboard with the following elements:

- Header: 12:02 PM, Sunday, March 2, 2025
- Message: No upcoming courses
- Section: Course List
- Table with columns: Date ↑, Duration, Title, Status, Teacher, Actions

That's already great, right?



2.1 - Profile

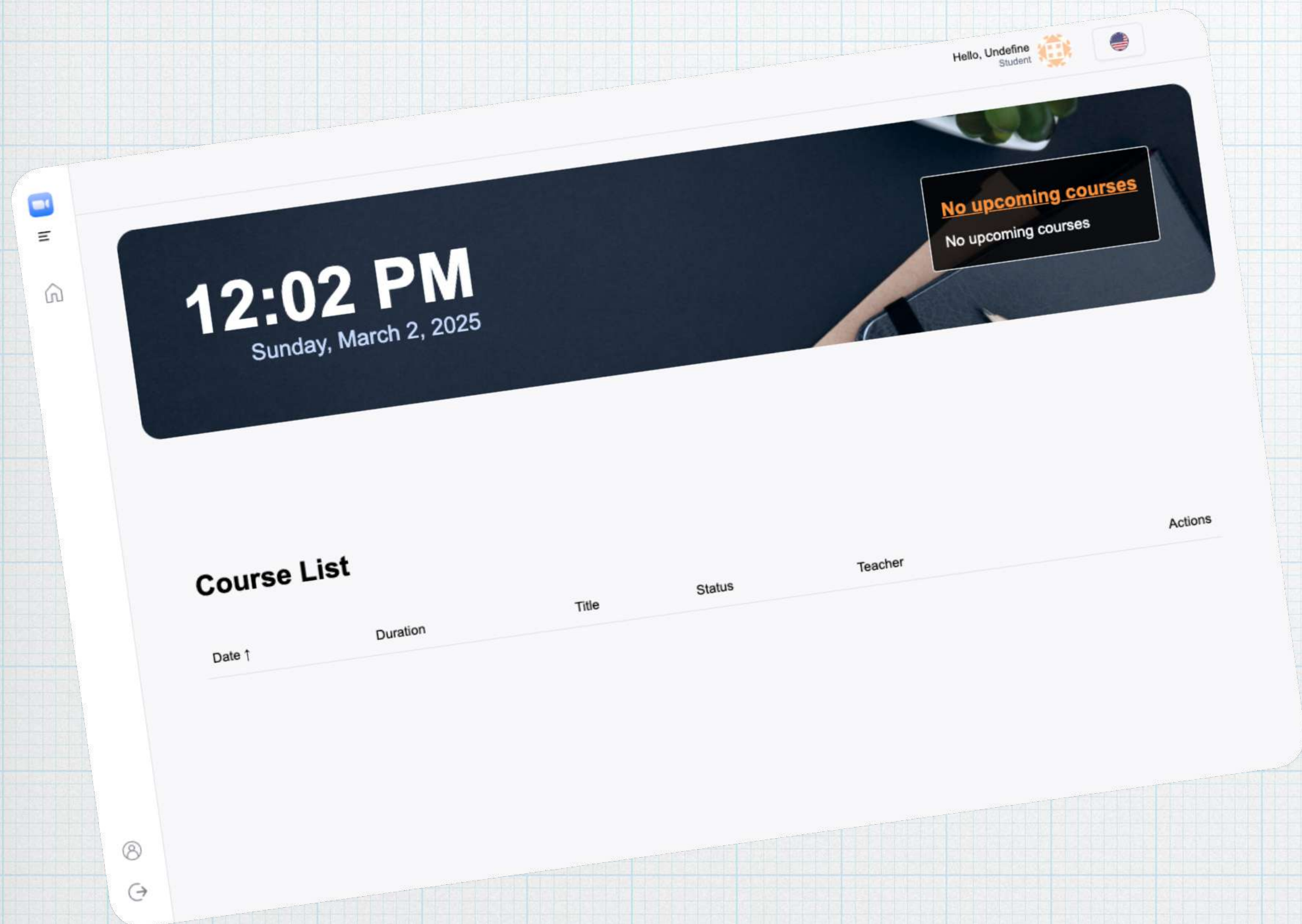
A mockup of a web browser displaying a 'User Profile' form. The browser's address bar shows 'Hello, undefined' and 'User (Profile to complete)'. The form itself has a title 'User Profile' and a sub-header 'UN'. It contains several input fields: 'First & Last Name' (with 'undefined' as a placeholder), 'Email' (with '****@gmail.com'), 'Phone' (with 'Phone' as a placeholder), 'City' (with 'City' as a placeholder), 'Country' (with 'Country' as a placeholder), and 'Bio' (with 'Bio' as a placeholder). There are also radio buttons for 'Language Spoken' with flags for French, American, Ukrainian, and Russian. A 'Postal Code' field is also present. At the bottom, there is a 'Profile Image URL' field with a 'Create an avatar' link, a 'Change Password' button, and an 'Update' button.

When you successfully log into your account, you must complete your profile without exception !

Your data is secure and well protected !



2.2 - Dashboard



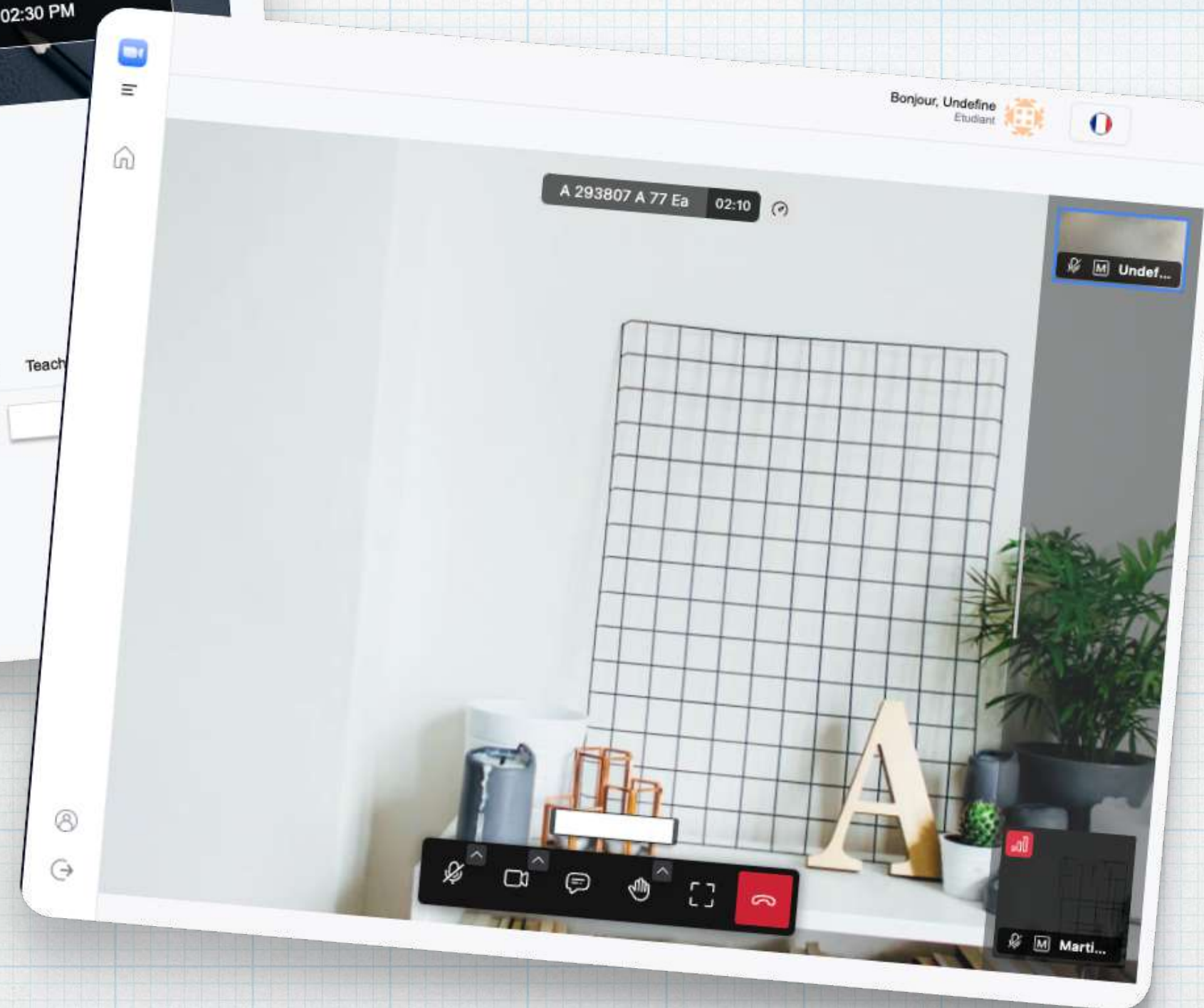
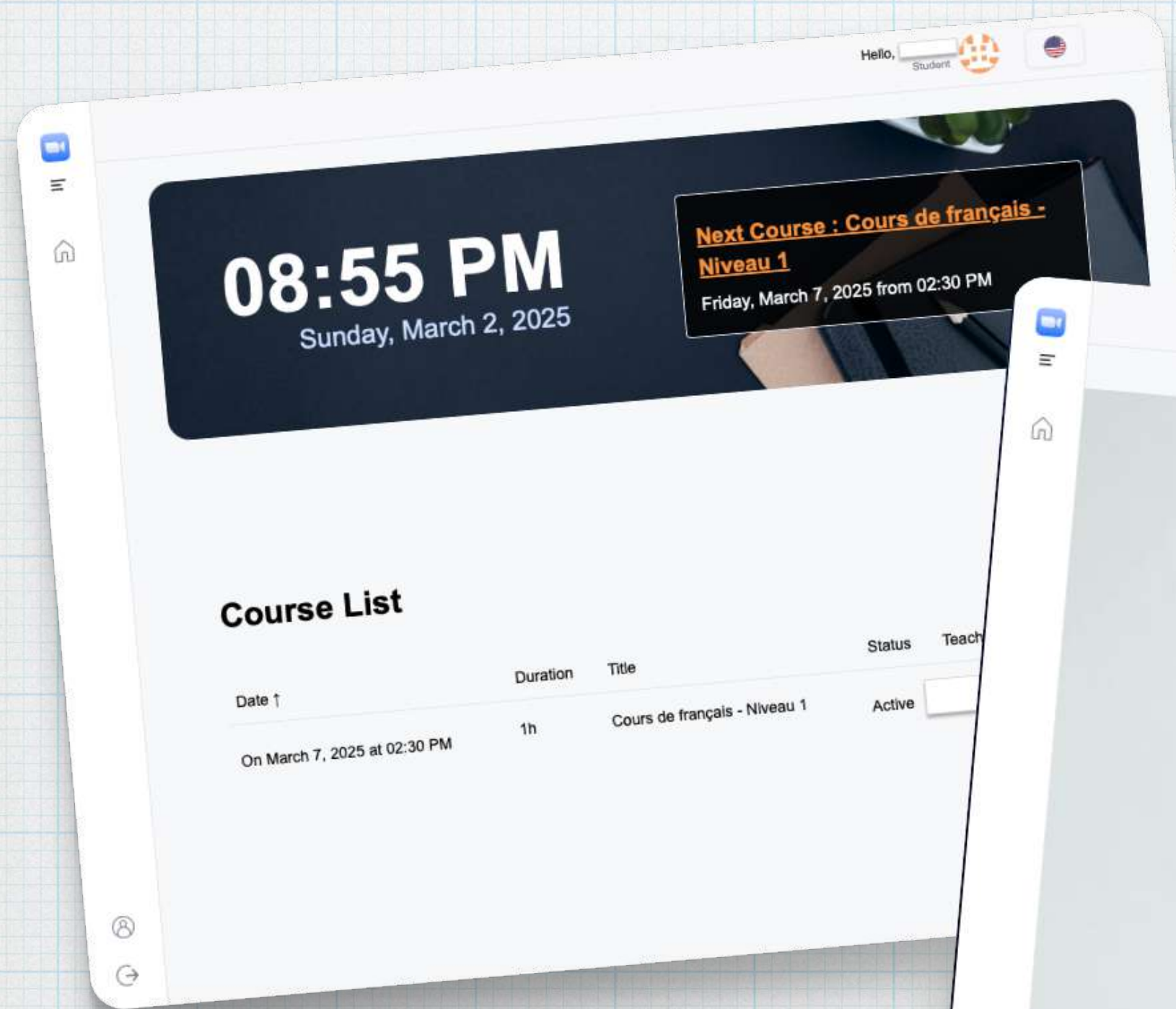
This is where everything happens!
When a teacher adds you to a course, it
appears in the list...

We'll talk more about it in the
« My courses » section.



3. - My courses

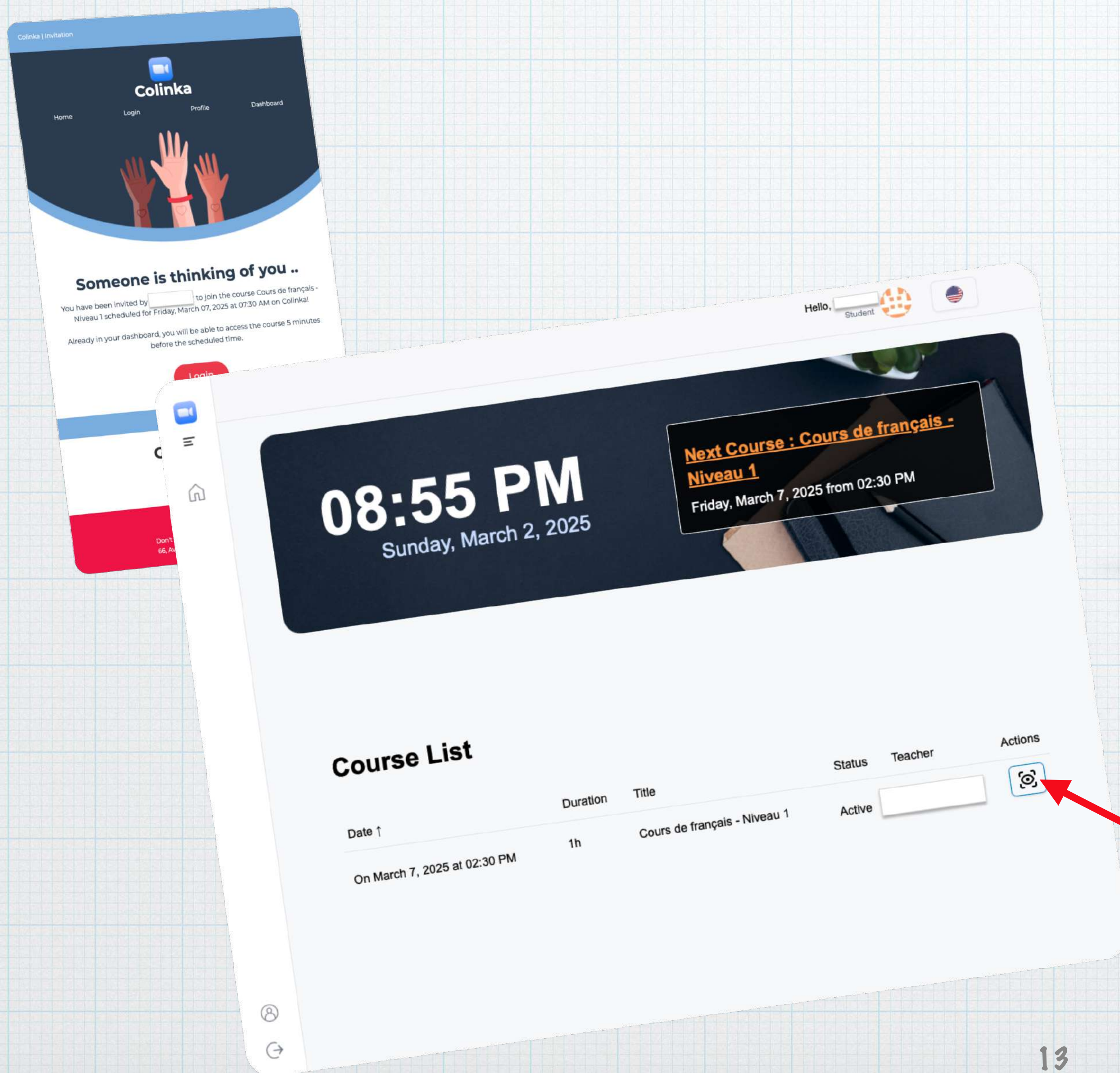
Access to courses is fast and immediate !
(or almost)



Punctual ? Let's go !



3.1 - New course

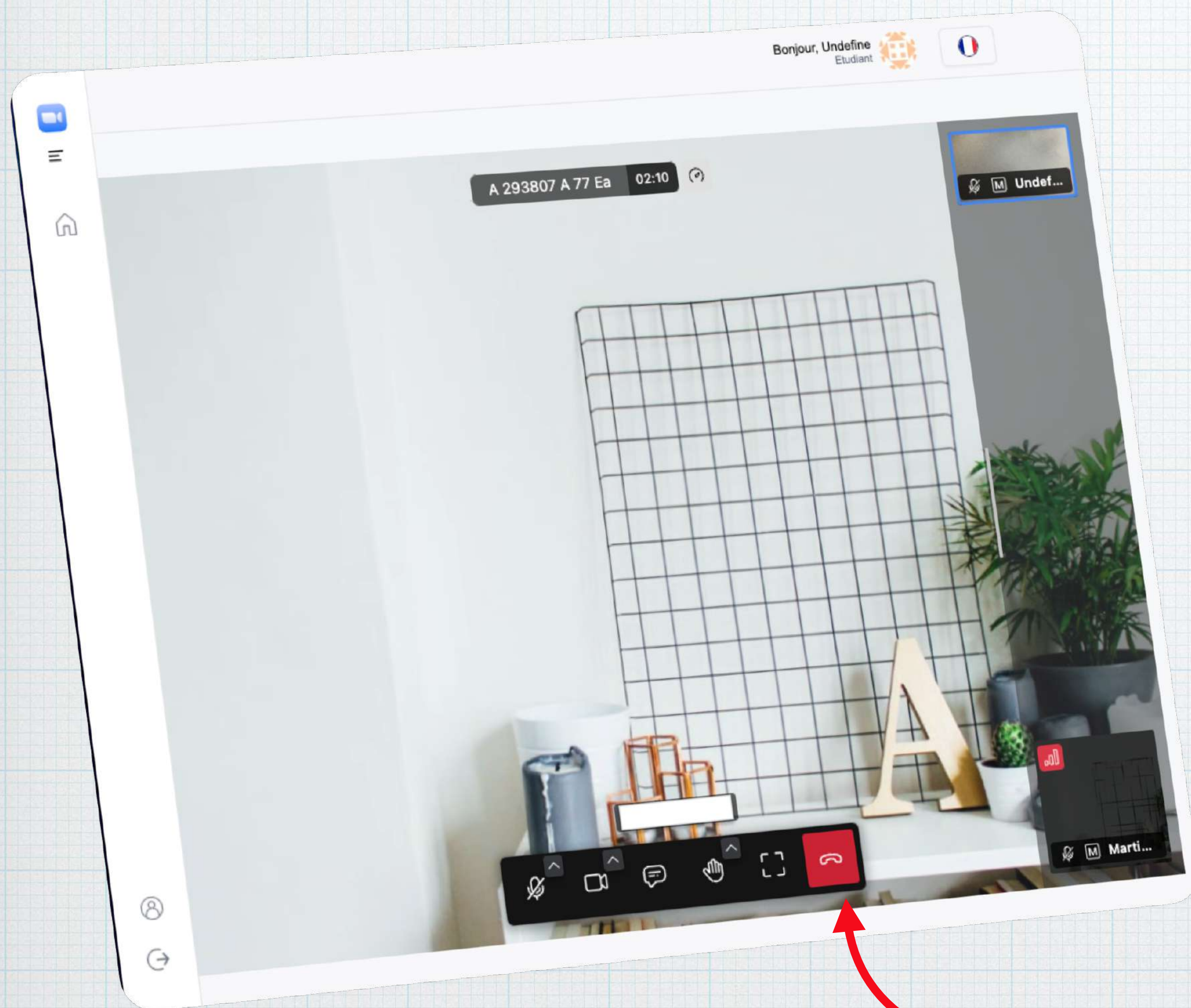


Now enrolled in a teacher's course, you will receive an email notification, and your dashboard will display the course.

And how do you access the course ?



3.1 - Classroom



You can access the classroom up to 10 minutes before the scheduled time.

Having trouble? **Leave** the room and come back.



Frequently Asked Questions

1. My teacher is in a different time zone than me, how does that work ?

No worries! Colinka automatically adjusts for time zone differences. When the teacher schedules a class, the time is adapted to your time zone. The time displayed on your dashboard is the one you should follow. Just make sure your location is correctly set in your profile.

2. How does it work for teachers ?

Curious? No secrets! :) Colinka is just as easy to use for teachers.

They receive short training and dedicated documentation to guide them. Interested?

3. Where does the idea of Colinka come from, and why is it free?

Behind every problem, there is a solution. Colinka was created to allow those with skills and knowledge to share them with those in need. For logistics, we found the best balance... (and we didn't count our hours!)

X. Any recommendations, ideas, questions, bugs, or issues ?

We're here! Contact us at contact@colinka.com, and we'll get back to you with a personalized response, we promise !

